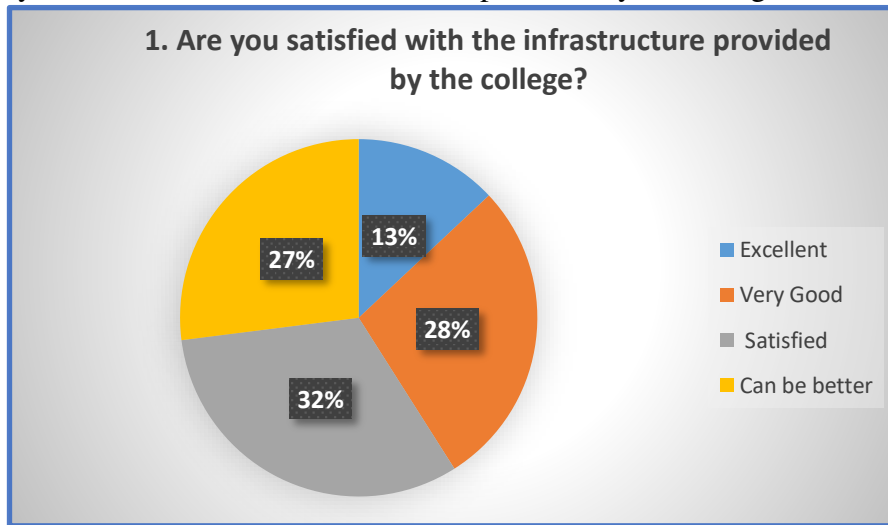
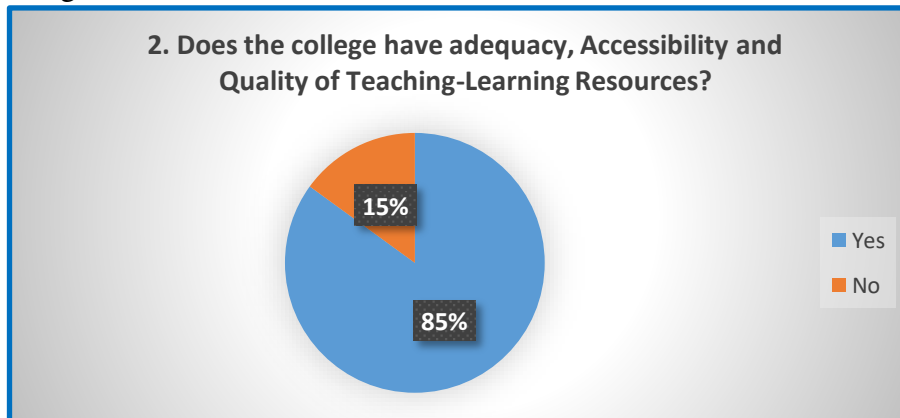


**Student Satisfaction Survey**  
**Key Indicator - 2.7.1**  
**Criterion II of Teaching – Learning and Evaluation**

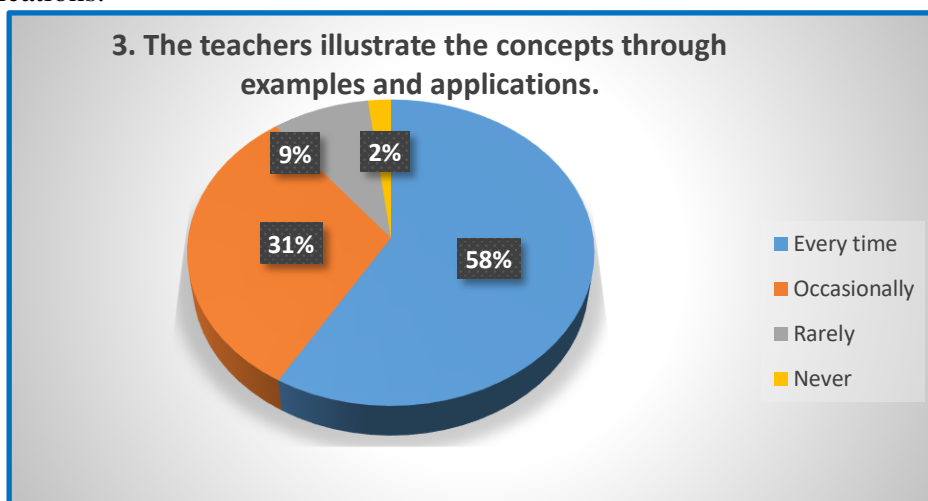
1. Are you satisfied with the infrastructure provided by the college?



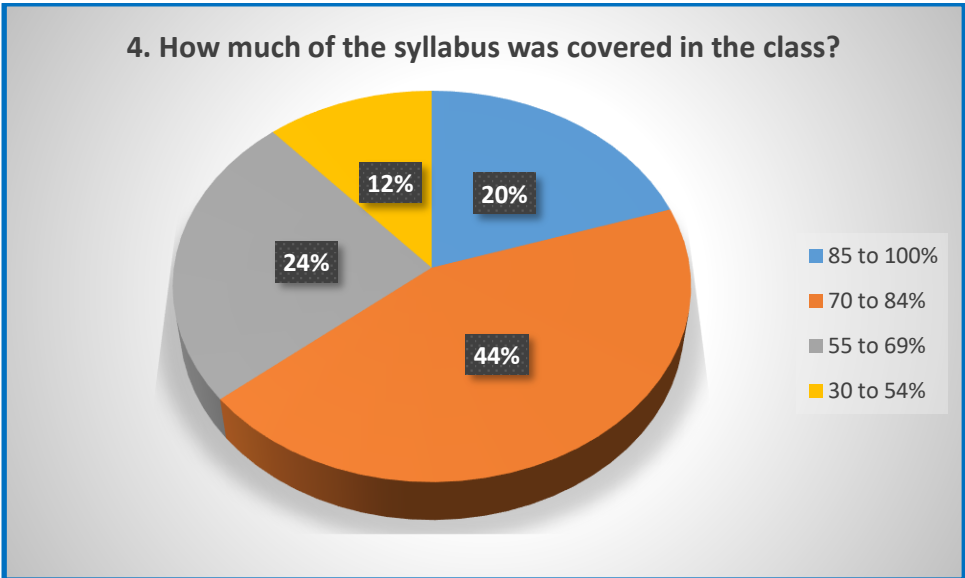
2. Does the college have adequacy, Accessibility and Quality of Teaching-Learning Resources?



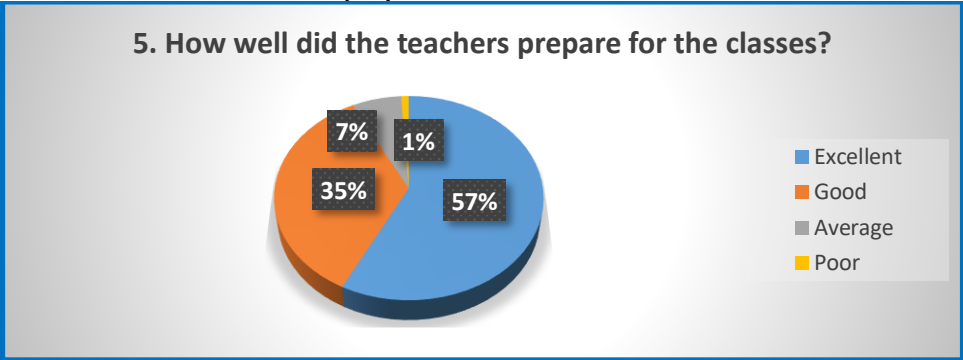
3. The teachers illustrate the concepts through examples and applications.



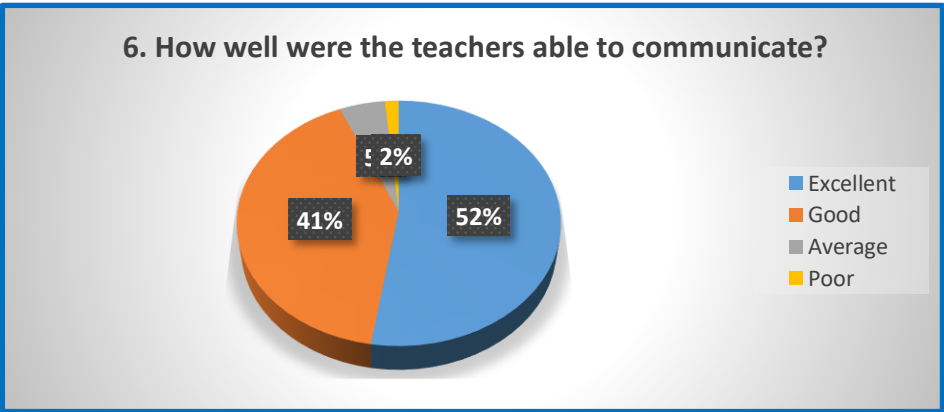
4. How much of the syllabus was covered in the class?



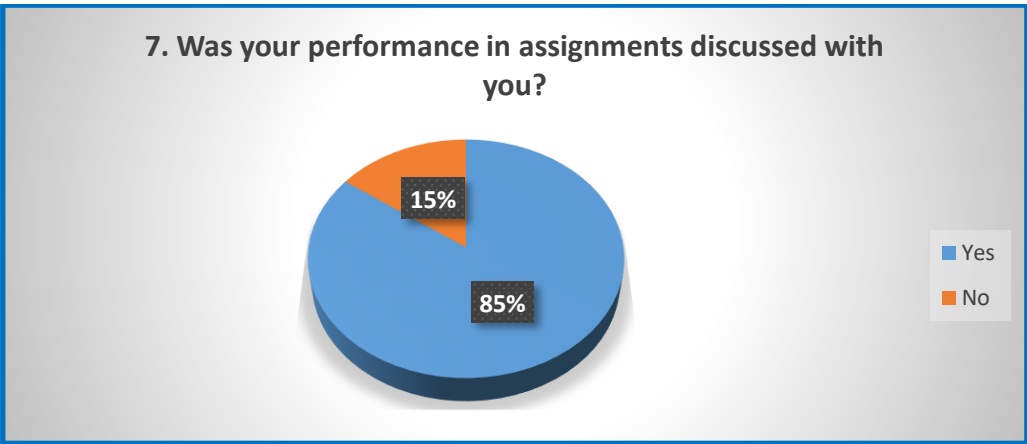
5. How well did the teachers prepare for the classes?



6. How well were the teachers able to communicate?

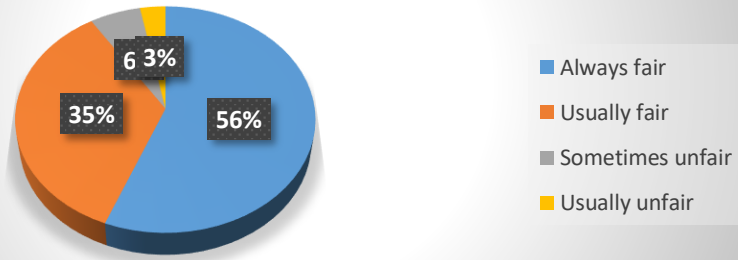


7. Was your performance in assignments discussed with you?



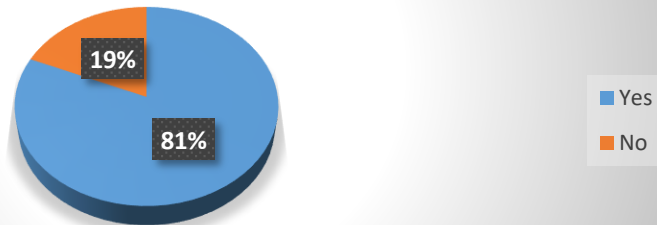
8. Fairness of the internal evaluation process by the teachers.

**8. Fairness of the internal evaluation process by the teachers.**



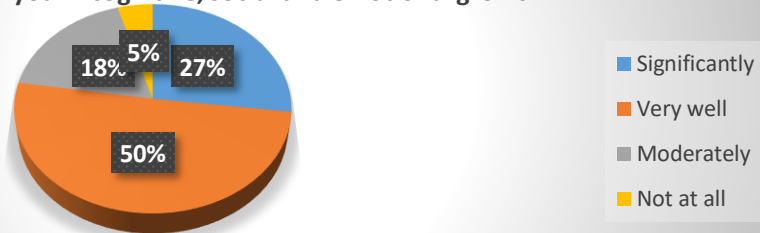
9. Teachers are able to identify your weaknesses and help you to overcome them.
- Yes
  - No

**9. Teachers are able to identify your weaknesses and help you to overcome them.**



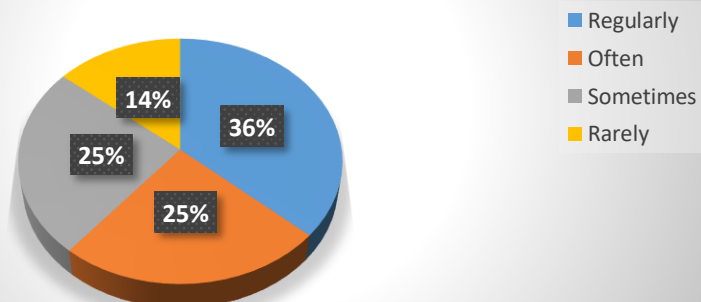
10. The teaching and mentoring process in your institution facilitates you in cognitive, social and emotional growth.

**10. The teaching and mentoring process in your institution facilitates you in cognitive, social and emotional growth.**

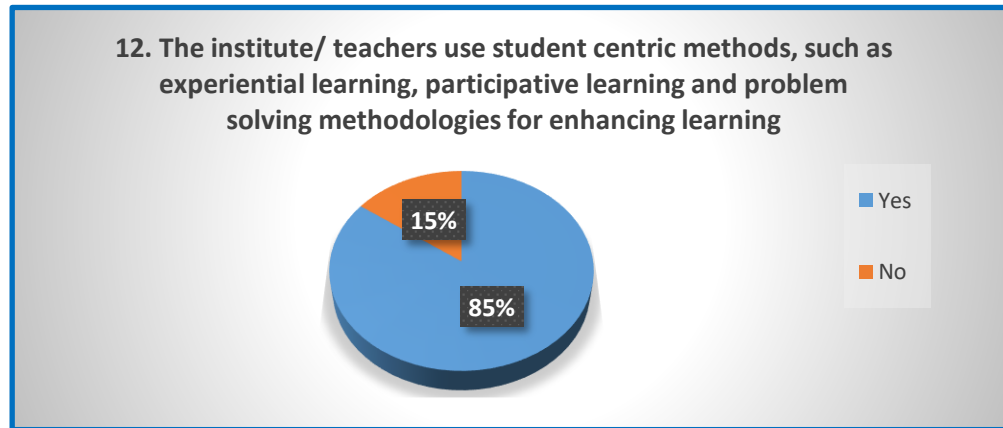


11. The institute takes active interest in promoting internship, student exchange, field visit opportunities for students.

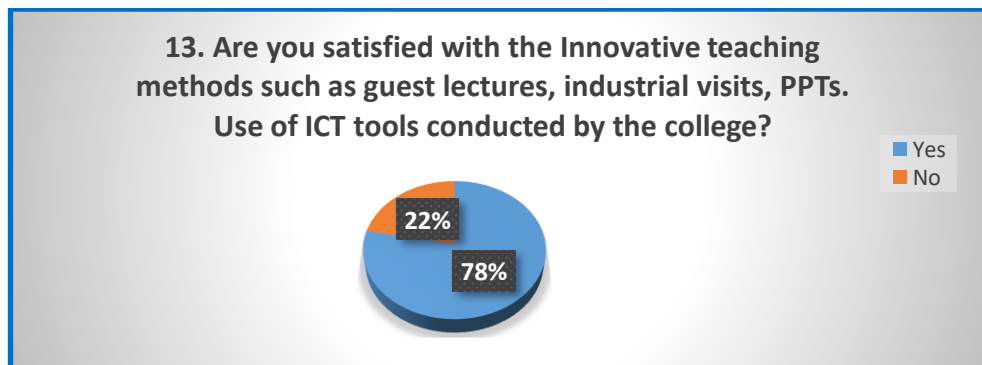
**11. The institute takes active interest in promoting internship, student exchange, field visit opportunities for students.**



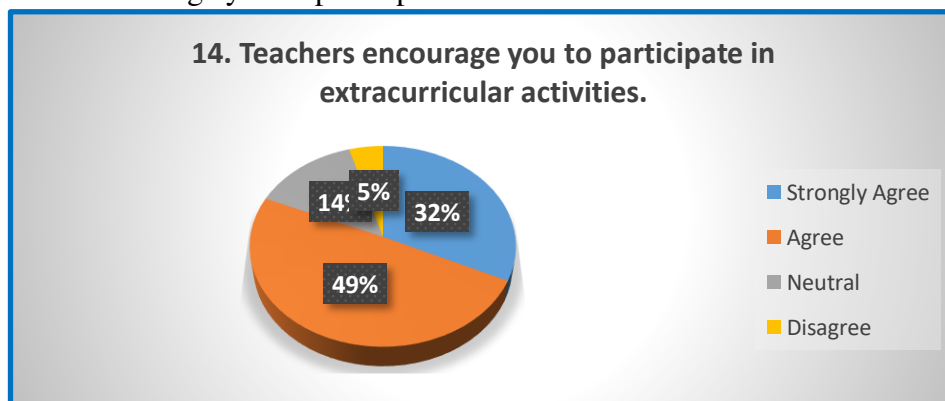
12. The institute/ teachers use student centric methods, such as experiential learning, participative learning and problem solving methodologies for enhancing learning experiences.



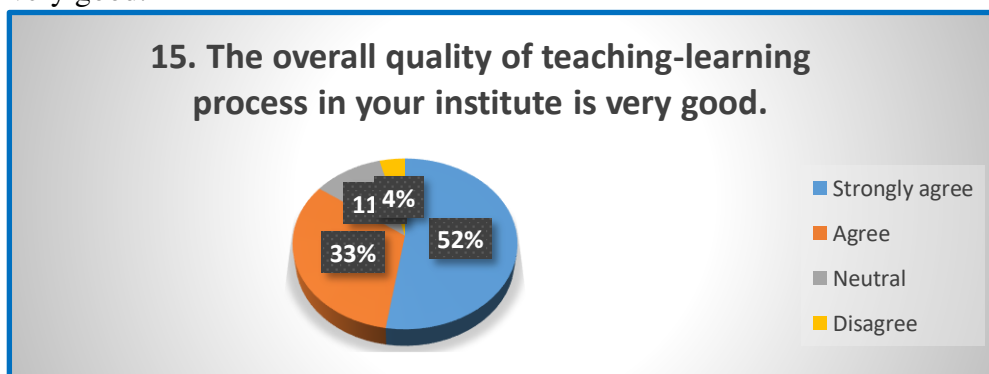
13. Are you satisfied with the Innovative teaching methods such as guest lectures, industrial visits, PPTs. Use of ICT tools conducted by the college?



14. Teachers encourage you to participate in extracurricular activities.



15. The overall quality of teaching-learning process in your institute is very good.



## Analysis and Interpretation :

Based on the data collection, we can analyze and interpret several key aspects of student satisfaction related to teaching-learning processes in the institute. Here are some insights based on the survey responses:

### **1. Innovative Teaching Methods:**

Only 32% of students are satisfied with innovative teaching methods such as guest lectures, industrial visits, PPTs, and the use of ICT tools conducted by the college. This indicates a need for improvement in incorporating more engaging and effective teaching techniques.

### **2. Student-Centric Methods:**

78% of students agree that the institute/teachers use student-centric methods like experiential learning, participative learning, and problem-solving methodologies to enhance learning experiences. This shows a positive aspect of the teaching approach in the institute.

### **3. Extracurricular Activities:**

52% of students strongly agree that teachers encourage them to participate in extracurricular activities. This indicates a supportive environment for holistic student development within the institute.

### **4. Quality of Teaching-Learning Process:**

85% of students strongly agree that the overall quality of the teaching-learning process in the institute is very good. This high satisfaction level reflects positively on the educational experience provided by the institute.

### **5. Teacher Support and Mentoring:**

27% of students feel that teachers are able to identify their weaknesses and help them overcome them. This suggests a potential area for improvement in providing personalized support to students.

### **6. Internship and Field Visit Opportunities:**

56% of students feel that the institute takes active interest in promoting internship, student exchange, and field visit opportunities. However, the frequency of these opportunities could be further enhanced to benefit more students.

### **7. Fairness of Evaluation Process:**

81% of students believe that the internal evaluation process by teachers is always fair. This high level of perceived fairness is crucial for maintaining trust and credibility in the assessment methods.

### **8. Teacher Preparation and Communication:**

A majority of students rated teacher preparation for classes and communication skills positively. This indicates that teachers are generally well-prepared and effective in conveying information to students.

In conclusion, while there are areas for improvement such as enhancing innovative teaching methods and providing more personalized support to students, the overall satisfaction with the teaching-learning process, extracurricular activities, and fairness of evaluation indicates a positive educational environment in the institute. Instituting changes based on the feedback provided in the survey can further enhance the overall student experience and academic outcomes.



Dr. Suresh C. Hegadi  
Principal